


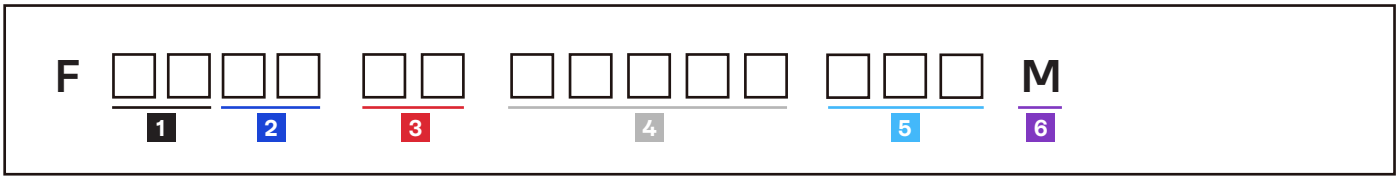
## Basic Patch Cords and Pigtails



Cable assemblies are a basic component for any network infrastructure projects you may have. The performance of our patch cords and pigtails complies with the optical and mechanical requirements of the industry. They are available in 1- and 2-fiber combinations. Corning's pre-terminated assemblies use only high-quality Corning optical fibres to ensure total performance quality.

# Ordering Information

Corning Basic Patch Cords and Pigtails can be ordered in five easy steps. The steps involve the selection of connector(s), fibre count, fibre type, cable type, and length. The steps are listed below.



**1 Select first connector code.**

See Table A

**2 Select second connector code.**

See Table A

**3 Select fibre count.**

01 = Simplex  
02 = Duplex

**4 Select cable code based on desired construction.**

See Table B

**5 Select cable assembly length.**

**001-199**

See Note 3

**6 Defines unit of measure.**

M = Metres

Notes:

1) Select connector code based on the type of adapter used at the patch panel and the electronic interface connector.

A) Always use the lowest code first when constructing the part number; numbers go before letters.

B) Letter codes follow alphabetical order.

C) Pigtails begin with "00".

Examples:

F005801G1Z09001.5M

F224401J1Z16004M

F05LMQ2Z20001M

FUAYA02JNZ20003M

2) Pigtails 900 µm are also available in kits of 12 pieces with the following fibre and buffer colours:

Blue, Orange, Green, Brown, Grey, White, Red, Black, Yellow, Violet, Pink, Turquoise


Part number scheme to be used:

FK12- (1) (2) (3) (4) AA (5) (6)

Example: FK12-000201G1Z09AA002M

3) For lengths greater than 100 m please contact Corning Customer Care at 00800 2676 4641 or cc.emea@corning.com

4) To include half-metre steps, add .5 m (example F585801J1Z28002.5M)



## Table A: Connector Types and Specifications

Single-Mode Connectors							
Type	Connector Polish	Code	Maximum Insertion Loss (dB)	Maximum Reflectance (dB)	Ferrule	Housing	Connector Length (mm)
Pigtail	-	00	-	-	-	-	-
LC Types							
LC Simplex	APC	22	≤ 0.25	≤ -60	Ceramic	Composite	50
	UPC	02	≤ 0.25	≤ -45	Ceramic	Composite	50
LC Duplex	APC	18	≤ 0.25	≤ -60	Ceramic	Composite	50
	UPC	04	≤ 0.25	≤ -45	Ceramic	Composite	50
Uniboot LC*	APC	UA	≤ 0.25	≤ -60	Ceramic	Composite	62
	UPC	UU	≤ 0.25	≤ -45	Ceramic	Composite	62
Uniboot LC* (pull-tab)	APC	PA	≤ 0.25	≤ -60	Ceramic	Composite	76
	UPC	PU	≤ 0.25	≤ -45	Ceramic	Composite	76
LC Simplex (flex angle boot)	APC	FD	≤ 0.25	≤ -60	Ceramic	Composite	58.8
	UPC	AD	≤ 0.25	≤ -45	Ceramic	Composite	58.8
LC Duplex (flex angle boot)	APC	FF	≤ 0.25	≤ -60	Ceramic	Composite	58.8
	UPC	AF	≤ 0.25	≤ -45	Ceramic	Composite	58.8
LC Simplex (short boot)	APC	BD	≤ 0.25	≤ -60	Ceramic	Composite	38.1
	UPC	SD	≤ 0.25	≤ -45	Ceramic	Composite	38.1
LC Duplex (short boot)	APC	BF	≤ 0.25	≤ -60	Ceramic	Composite	38.1
	UPC	SF	≤ 0.25	≤ -45	Ceramic	Composite	38.1
SC Types							
SC Simplex	APC	44	≤ 0.25	≤ -60	Ceramic	Composite	57
	UPC	58	≤ 0.25	≤ -45	Ceramic	Composite	57
SC Duplex	APC	66	≤ 0.25	≤ -60	Ceramic	Composite	57
	UPC	72	≤ 0.25	≤ -45	Ceramic	Composite	57
SC Simplex (shuttered)	APC	XA	≤ 0.25	≤ -60	Ceramic	Composite	53
	UPC	XU	≤ 0.25	≤ -45	Ceramic	Composite	53
Uniboot SC*	APC	YA	≤ 0.25	≤ -60	Ceramic	Composite	63.3
	UPC	YU	≤ 0.25	≤ -45	Ceramic	Composite	63.3
SC Simplex (short boot)	APC	B4	≤ 0.25	≤ -60	Ceramic	Composite	49
	UPC	S8	≤ 0.25	≤ -45	Ceramic	Composite	49
SC Duplex (short boot)	APC	B6	≤ 0.25	≤ -60	Ceramic	Composite	49
	UPC	S2	≤ 0.25	≤ -45	Ceramic	Composite	49
Other Types							
FC	APC	21	≤ 0.25	≤ -60	Ceramic	Metal	41.1
	UPC	54	≤ 0.25	≤ -45	Ceramic	Metal	41.1
ST®	UPC	83	≤ 0.25	≤ -45	Ceramic	Metal	60
LSA/DIN	APC	29	≤ 0.25	≤ -60	Ceramic	Metal	57
	UPC	28	≤ 0.25	≤ -45	Ceramic	Metal	57
LSH	APC	LA	≤ 0.25	≤ -60	Ceramic	Composite	64.2
	UPC	LU	≤ 0.25	≤ -45	Ceramic	Composite	64.2
MU	APC	88	≤ 0.25	≤ -60	Ceramic	Composite	49.4
	UPC	85	≤ 0.25	≤ -45	Ceramic	Composite	49.4

Connector designs comply with IEC 61754-2 (ST), IEC 61754-3 (LSA), IEC 61754-4 (SC), IEC 61754-13 (FC), IEC 61754-15 (LSH), IEC 61754-20 (LC)

Durability according to FOTP-21: < 0.2 dB change. Matings: 1000 for SC; 500 for LC connectors

Tensile strength according to IEC 61300-2-4: 5N for 900 μm pigtails; 50N for patch cords up to 3.0 mm

\*Polarity not reversible

## Table A: Connector Types and Specifications

Multimode Connectors							
Type	Connector Polish	Code	Maximum Insertion Loss (dB)	Maximum Reflectance (dB)	Ferrule	Housing	Connector Length (mm)
Pigtail	-	00	-	-	-	-	-
LC Types							
LC Simplex	UPC	03	≤ 0.60	≤ -40	Ceramic	Composite	50
LC Duplex	UPC	05	≤ 0.60	≤ -40	Ceramic	Composite	50
Uniboot LC*	UPC	UM	≤ 0.60	≤ -40	Ceramic	Composite	62
Uniboot LC* (pull-tab)	UPC	PM	≤ 0.60	≤ -40	Ceramic	Composite	76
LC Simplex (flex angle boot)	UPC	AE	≤ 0.60	≤ -40	Ceramic	Composite	58.8
LC Duplex (flex angle boot)	UPC	AG	≤ 0.60	≤ -40	Ceramic	Composite	58.8
LC Simplex (short boot)	UPC	SE	≤ 0.60	≤ -40	Ceramic	Composite	38.1
LC Duplex (short boot)	UPC	SG	≤ 0.60	≤ -40	Ceramic	Composite	38.1
SC Types							
SC Simplex	UPC	39	≤ 0.60	≤ -40	Ceramic	Composite	57
SC Duplex	UPC	57	≤ 0.60	≤ -40	Ceramic	Composite	57
Uniboot SC*	UPC	YM	≤ 0.60	≤ -40	Ceramic	Composite	63.3
SC Simplex (short boot)	UPC	S9	≤ 0.60	≤ -40	Ceramic	Composite	49
SC Duplex (short boot)	UPC	S7	≤ 0.60	≤ -40	Ceramic	Composite	49
Other Types							
FC	UPC	17	≤ 0.60	≤ -40	Ceramic	Metal	41.1
ST®	UPC	74	≤ 0.60	≤ -40	Ceramic	Metal	60
LSH	UPC	LM	≤ 0.60	≤ -40	Ceramic	Composite	64.2
MU	UPC	84	≤ 0.60	≤ -40	Ceramic	Composite	49.4

Connector designs comply with IEC 61754-2 (ST), IEC 61754-3 (LSA), IEC 61754-4 (SC), IEC 61754-13 (FC), IEC 61754-15 (LSH), IEC 61754-20 (LC)

Durability according to FOTP-21: < 0.2 dB change. Matings: 1000 for SC; 500 for LC connectors

Tensile strength according to IEC 61300-2-4: 5N for 900 μm pigtails; 50N for patch cords up to 3.0 mm

\*Polarity not reversible

## Table B: Cable Diameters and Fibre Types

Core Diameter	62.5 µm	50 µm	50 µm	50 µm	50 µm	50 µm	9 µm	9 µm	9 µm	9 µm
Fibre Name	InfiniCor™ 300	Corning® Clear-Curve®	Clear-Curve	Clear-Curve	Clear-Curve	Clear-Curve	Corning® SMF-28® Ultra	Clear-Curve LBL	Clear-Curve LBL	ClearCurve ZBL
Fibre Type/Class	OM1	OM2	OM3	OM4	OM4	OM5	G.657.A1	G.657.A2	G.657.A2	G.657.B3
Fibre Code	K	B	T	Q	Q	V	G	J	J	U
900 µm Buffered Fibre										
0.9 mm: TB Easy Strip (150 cm)	K1Z09	B1Z09	T1Z09	Q1Z09	Q1Z09-VI	V1Z09	G1Z09	J1Z09	J1Z09-YL	U1Z09
Cable Jacket Colour	Orange	Orange	Aqua	Aqua	Violet*	Lime Green	Yellow	White	Yellow**	White
1-Fibre Simplex PVC Clear Track Cable***										
0.9 mm								JCT09		UCT09
1-Fibre Simplex LSZH™/FRNC Cable										
1.2 mm	K1Z12	B1Z12	T1Z12	Q1Z12	Q1Z12-VI	V1Z12	G1Z12	J1Z12	J1Z12-YL	U1Z12
1.6 mm	K1Z16	B1Z16	T1Z16	Q1Z16	Q1Z16-VI	V1Z16	G1Z16	J1Z16	J1Z16-YL	U1Z16
2.0 mm	K1Z20	B1Z20	T1Z20	Q1Z20	Q1Z20-VI	V1Z20	G1Z20	J1Z20	J1Z20-YL	U1Z20
2.4 mm							G1Z24	J1Z24	J1Z24-YL	U1Z24
3.0 mm	K1Z30	B1Z30	T1Z30	Q1Z30	Q1Z30-VI	V1Z30	G1Z30	J1Z30	J1Z30-YL	U1Z30
Cable Jacket Colour	Orange	Orange	Aqua	Aqua	Violet*	Lime Green	Yellow	White	Yellow**	White
1-Fibre Simplex LSZH/FRNC Cable for Extended Temperatures, From -40°C to +80°C										
1.2 mm	K1C12	B1C12	T1C12	Q1C12	Q1C12-VI	V1C12	G1C12	J1C12	J1C12-YL	U1C12
1.6 mm	K1C16	B1C16	T1C16	Q1C16	Q1C16-VI	V1C16	G1C16	J1C16	J1C16-YL	U1C16
2.0 mm	K1C20	B1C20	T1C20	Q1C20	Q1C20-VI	V1C20	G1C20	J1C20	J1C20-YL	U1C20
2.4 mm	K1C24	B1C24	T1C24	Q1C24	Q1C24-VI	V1C24	G1C24	J1C24	J1C24-YL	U1C24
3.0 mm	K1C30	B1C30	T1C30	Q1C30	Q1C30-VI	V1C30	G1C30	J1C30	J1C30-YL	U1C30
Cable Jacket Colour	Orange	Orange	Aqua	Aqua	Violet*	Lime Green	Yellow	White	Yellow**	White
1-Fibre Simplex LSZH/FRNC Cable with Steel-Armouring for Harsh Environments										
2.0 mm	K1A20	B1A20	T1A20	Q1A20	Q1A20-VI	V1A20	G1A20	J1A20	J1A20-YL	U1A20
3.0 mm	K1A30	B1A30	T1A30	Q1A30	Q1A30-VI	V1A30	G1A30	J1A30	J1A30-YL	U1A30
Cable Jacket Colour	Orange	Orange	Aqua	Aqua	Violet*	Lime Green	Yellow	White	Yellow**	White
1-Fibre Simplex LSZH/FRNC Cable for Outdoor Use (Steel-Armouring, UV-Resistance, Waterblocking Elements)										
2.0 mm	K1U20	B1U20	T1U20	Q1U20		V1U20	G1U20	J1U20		U1U20
3.0 mm	K1U30	B1U30	T1U30	Q1U30		V1U30	G1U30	J1U30		U1U20
Cable Jacket Colour	Black	Black	Black	Black		Black	Black	Black		Black

\*Heather Violet jacket colour for OM4 is available by adding "-VI" to the end of the part number (example: F050502Q2Z20001M-VI)

\*\*Yellow jacket colour for LBL is available by adding "-YL" to the end of the part number (example: F444401J1Z20001M-YL)

\*\*\*Cable jacket colour is transparent

## Table B: Cable Diameters and Fibre Types (Continued)

Core Diameter	62.5 µm	50 µm	50 µm	50 µm	50 µm	50 µm	9 µm	9 µm	9 µm	9 µm
Fibre Name	InfiniCor™ 300	Corning® Clear-Curve®	Clear-Curve	Clear-Curve	Clear-Curve	Clear-Curve	Corning® SMF-28® Ultra	Clear-Curve LBL	Clear-Curve LBL	ClearCurve ZBL
Fibre Type/Class	OM1	OM2	OM3	OM4	OM4	OM5	G.657.A1	G.657.A2	G.657.A2	G.657.A2
Fibre Code	K	B	T	Q	Q	V	G	J	J	U
2-Fibre Duplex LSZH™/FRNC Cable										
Uniboot 1.6 mm	KNZ16	BNZ16	TNZ16	QNZ16	QNZ16-VI	VNZ16	GNZ16	JNZ16	JNZ16-YL	UNZ16
Uniboot 2.0 mm	KNZ20	BNZ20	TNZ20	QNZ20	QNZ20-VI	VNZ20	GNZ20	JNZ20	JNZ20-YL	UNZ20
Zipcord 1.6 mm	KZ216	BZ216	TZ216	QZ216	QZ216-VI	VZ216	GZ216	JZ216	JZ216-YL	UZ216
Zipcord 2.0 mm	KZ220	BZ220	TZ220	QZ220	QZ220-VI	VZ220	GZ220	JZ220	JZ220-YL	UZ220
Zipcord 3.0 mm	KZ230	BZ230	TZ230	QZ230	QZ230-VI	VZ230	GZ230	JZ230	JZ230-YL	UZ230
Cable Jacket Colour	Orange	Orange	Aqua	Aqua	Violet*	Lime Green	Yellow	White	Yellow**	White
2-Fibre Duplex LSZH/FRNC Cable for Extended Temperatures, From -40°C to +80°C										
Uniboot 1.6 mm	KNC16	BNC16	TNC16	QNC16	QNC16-VI	VNC16	GNC16	JNC16	JNC16-YL	UNC16
Uniboot 2.0 mm	KNC20	BNC20	TNC20	QNC20	QNC20-VI	VNC20	GNC20	JNC20	JNC20-YL	UNC20
Zipcord 1.6 mm	K2C16	B2C16	T2C16	Q2C16	Q2C16-VI	V2C16	G2C16	J2C16	J2C16-YL	U2C16
Zipcord 2.0 mm	K2C20	B2C20	T2C20	Q2C20	Q2C20-VI	V2C20	G2C20	J2C20	J2C20-YL	U2C20
Zipcord 3.0 mm	K2C30	B2C30	T2C30	Q2C30	Q2C30-VI	V2C30	G2C30	J2C30	J2C30-YL	U2C30
Cable Jacket Colour	Orange	Orange	Aqua	Aqua	Violet*	Lime Green	Yellow	White	Yellow**	White
2-Fibre Duplex LSZH/FRNC Cable with Steel-Armouring for Harsh Environments										
Zipcord 2.0 mm	K2A20	B2A20	T2A20	Q2A20	Q2A20-VI	V2A20	G2A20	J2A20	J2A20-YL	U2A20
Uniboot 2.0 mm	KNA20	BNA20	TNA20	QNA20	QNA20-VI	VNA20	GNA20	JNA20	JNA20-YL	UNA20
Cable Jacket Colour	Orange	Orange	Aqua	Aqua	Violet*	Lime Green	Yellow	White	Yellow**	White
2-Fibre Duplex LSZH/FRNC Cable for Outdoor Use (Steel-Armouring, UV-Resistance, Waterblocking Elements)										
Zipcord 2.0 mm	K2U20	B2U20	T2U20	Q2U20		V2U20	G2U20	J2U20		
Uniboot 2.0 mm	KNU20	BNU20	TNU20	QNU20		VNU20	GNU20	JNU20		
Cable Jacket Colour	Black	Black	Black	Black		Black	Black	Black		

\*Heather Violet jacket colour for OM4 is available by adding "-VI" to the end of the part number (example: F050502QZ220001M-VI)

\*\*Yellow jacket colour for LBL is available by adding "-YL" to the end of the part number (example: F444401J1Z20001M-YL)

## Connectorised Cable Characteristics

Characteristic	Cable Diameter		
	900 µm	1.2 – 1.6 mm	2.0 – 3.0 mm
Operating Temperature	-10°C to +70°C	-10°C to +70°C	-10°C to +70°C
Bend Radius Installation*	15 mm	15 mm	15 mm
Bend Radius Operation**	7.5 mm	7.5 mm	7.5 mm
Crush Resistance Short-term	N/A	300N/10 cm	1000N/10 cm
Crush Resistance Long-term	N/A	100N/10 cm	300N/10 cm

The cable jacket of our basic patch cords and pigtailed is REACH, RoHS, and LSZH compliant (except Clear Track)

\*Bend radius installation for Ultra is 20 mm and ZBL is 10 mm

\*\*Bend radius operation for Ultra is 10 mm and ZBL is 5 mm

**CORNING**



Corning Optical Communications GmbH & Co. KG • Leipziger Strasse 121 • 10117 Berlin, GERMANY  
+00 800 2676 4641 • FAX: +49 30 5303 2335 • [www.corning.com/opcomm/emea](http://www.corning.com/opcomm/emea)

Corning Optical Communications reserves the right to improve, enhance, and modify the features and specifications of Corning Optical Communications products without prior notification. A complete listing of the trademarks of Corning Optical Communications is available at [www.corning.com/opcomm/trademarks](http://www.corning.com/opcomm/trademarks). All other trademarks are the properties of their respective owners. Corning Optical Communications is ISO 9001 certified. © 2023, 2025 Corning Optical Communications. All rights reserved. LAN-2667-A4-BEN / November 2025