

Power Post and Power Pole

Standards and approvals

Prestige Power Post and Power Poles are manufactured in accordance with the requirements of BS 4678 Part 4.

All systems comply with all relevant requirements of BS 7671: 2008.

Features

- Supply multi-services to work stations
- Discreet, fit neatly under desk (Power Post only)
- 2 colours available
- Compatible with MK and other manufacturer's fittings
- Easy to assemble and install
- Durable and impact resistant
- All PVC extrusions manufactured from 90% recycled materials*

* Based on 2008 consumption.



Description

Power Post

MK Power Post provides a means to supply multi-services to work stations as an alternative to, or in conjunction with services outlet boxes. They fit neatly under desks and provide up to ten accessory outlets for any combination of power, telecommunications and data services.

Power Posts have a natural anodised aluminium body and are available with PVCu covers in a choice of charcoal or white, or white powder coated aluminium body with white PVCu cover. It is recommended that Power Posts are fitted with MK accessories which have thin profile front plates and are available in co-ordinating colours.

When used in conjunction with Interact or Cablelink Plus Screeded Floor systems, Power Posts provide even greater flexibility in cable distribution.




Power Pole

MK Power Pole, similar in construction to the Power Post, is a multi-compartment system segregating power, data and telecom circuits and can accommodate a complete range of accessories including fire alarm manual call points.

It is suitable for both suspended and solid ceiling applications.

Prestige Power Poles can be easily cut to size on site and are equipped with a jacking facility to assist installation and ensure secure location.



Technical specification

Materials

Aluminium AW 6060.

Complying with BS EN 573 and BS EN 755

PVCu materials used in the manufacture of MK products are self extinguishing non-flame propagating in accordance with BS 4678 Part 4.

Extrusion material has been tested by a UKAS accredited laboratory in accordance with the requirements of BS476: part 7 and has achieved a Class 1Y.

Moulding material has been tested by a UKAS accredited laboratory and conforms with IEC 695-2-1 at a severity of 650°C

IEE Wiring Regulations

Designed and manufactured to comply in all respects with BS 7671: 2008 (IEE wiring regulations 17th Edition: 2008)

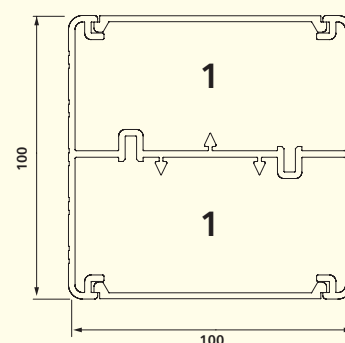
Quality Assurance

The system is manufactured to BS EN ISO 9001

PRESTIGE POLE AND POST CABLE CAPACITY

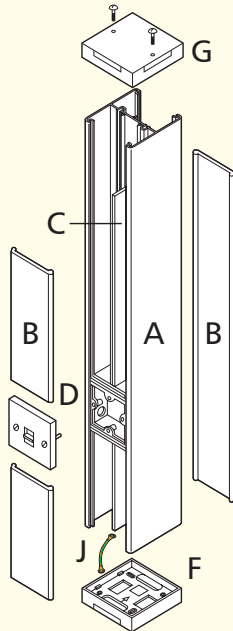
| Type of Conductor | Size | Cable Factor | Compartment 1 | | Compartment 1 with PPC20 backbox | |
|-------------------|--------------------|--------------|--|-----|----------------------------------|----|
| | | | Full Term CSA 100% Fill (mm ²) | | | |
| | | | 4196 | | 1625 | |
| | | | Term at 45% Fill (mm ²) | | | |
| | | | 1888 | | 731 | |
| Power Cables | | | Number of Cables at 45% Fill | | | |
| PVC Stranded | 1.5mm ² | 8.6 | 219 | | 85 | |
| | 2.5mm ² | 12.6 | 149 | | 58 | |
| | 4mm ² | 16.6 | 113 | | 44 | |
| | 6mm ² | 21.2 | 89 | | 34 | |
| Data Cables | | | Number of Cables at 45% Fill (a) and Full Capacity (b) | | | |
| | | | a | b | a | b |
| Cat5E UTP | 5.5mm dia. | 30.2 | 62 | 138 | 24 | 53 |
| Cat5E STP | 6.0mm dia. | 36.0 | 52 | 116 | 20 | 45 |
| Cat6 UTP | 6.5mm dia. | 42.2 | 44 | 99 | 17 | 38 |
| Cat6 STP | 7.0mm dia. | 49.0 | 38 | 85 | 14 | 33 |

Dimensions (mm)



For a full range of corresponding products, see pages 330-331 in the product selector.

Power Post and Power Pole

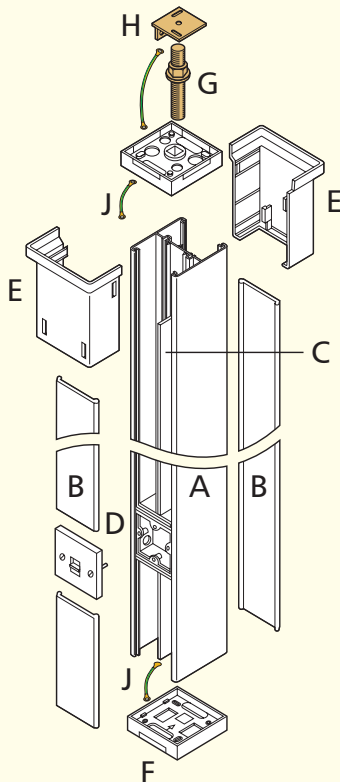


Power Post assembly

| DIMENSIONS | | |
|------------|-------------------|------------------|
| List. No. | Size (overall) mm | Weight kg (each) |
| PPT650 | 650 x100 x100 | 3.32 |

| Part | Description | Qty. |
|------|-------------------------------|------|
| A | Power Post Body (650mm long) | 1 |
| B | Cover Section (650mm long) | 2* |
| C | Dividing Strip (not supplied) | |
| D | Outlet Box Assembly | 5 |
| E | SELOK Pins (not shown) | 4 |
| F | End Load Plate | 1 |
| G | Top Cover + Screws | 1 |
| J | Earth Link Strap | 1 |

*Four cover sections are supplied with PPT650ALM – 2 x White & 2 x Charcoal



Power Pole assembly

| DIMENSIONS | | |
|------------|-------------------|------------------|
| List. No. | Size (overall) mm | Weight kg (each) |
| PPA100 | 3600 x100 x100 | 15.0 |

| Part | Description | Qty. |
|------|---------------------------|------|
| A | Power Pole Body 3.6m long | 1 |
| B | Cover Section 3.6m long | 2* |
| C | Dividing Strip 3.0m long | 2 |
| D | Outlet Box Assembly | 6 |
| E | Top End Collar | 1 |
| F | End Load Plates | 2 |
| G | Jacking Screw Assembly | 1 |
| H | Jack Locating Plate | 1 |
| J | Earth Link Strap | 3 |

*Four cover sections are supplied with PPT100ALM – 2 x White & 2 x Charcoal

Installation

Power Poles and Power Posts are supplied as complete kits as per list and are to be assembled as described in the appropriate Installation Instruction booklet.

Additional accessory boxes are available, List No. PPC20.

Additional Dividing strip is available, List No. PPC10.