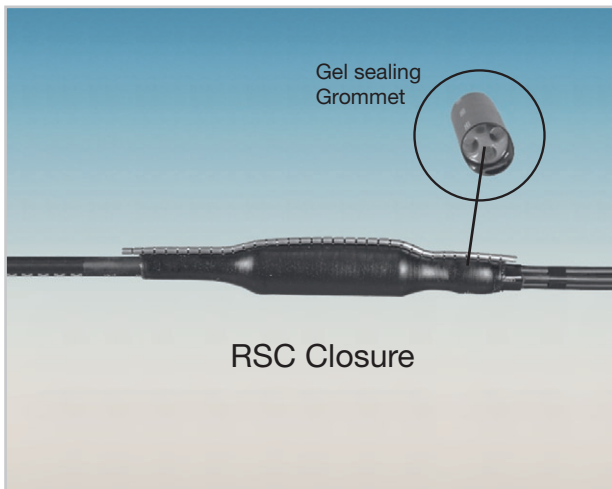


Hybrid Shrink Gel Closure

Type RSC



Application

Low temperature shrink closure including gel grommet for distribution of telecommunications cables in buried, ducted and aerial networks.

Features

- Reliable sealing of small distribution cables by the use of a special gel grommet.
- Gel grommet compressed by the shrink force of a heat shrink tube.
- Easy to install with hot air blower or gas torch.
- High mechanical strength because of cross linked sleeve material.
- Modified version for fiber optic cables available.

Design

The heat shrink closure RSC is a special solution to seal the splice and cable entry area of both copper and fiber optic cables. It is a hybrid closure consisting of a low temperature wrap-around shrink sleeve and a unique gel grommet for the accommodation of small distribution cables. A heat shrink tube covers the preformed gel block which is available in various configurations as described in the application table. Other configurations are also available on request.

During the shrinking process the sleeve encloses the splice area, the incoming cables as well as the grommet including the distribution cables. The hot melt adhesive between the sleeve and cable sheaths together with the compressed gel block prevents the ingress of water. Because of the low temperature material the sleeve and the tube can be easily and quickly shrunk down simply by using either a hot air blower or a gas torch.

The kit content comprises the all necessary parts for the installation of a closure. For each additional incoming cable an additional branching kit is required which can be ordered separately.

Hybrid Shrink Gel Closure

Type RSC

Dimensions of gel grommets

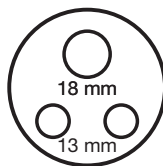
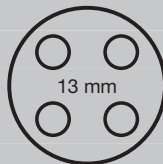
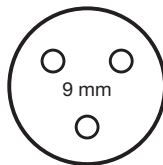
Type	Tube*		Gel Block GB*	
	Length (E)** min.	Diameter (F)** min.	Cable Feed-throughs Qty.	Diameter max.
A	120	34	3	9
B	120	40	4	13
C	170	56	1 2	18 13

All dimensions are in mm * Other dimensions on demand ** Before shrinkage

Customized dimensions and configurations on request.

Order Numbers

Closure type RSC	including Grommet type	Order Number RSC
1	A	S46896-A400-A9
2	A	S46896-A400-A4
3	A	S46896-A400-A52
4	A	S46896-A400-A102
5	A	S46896-A400-A152
1	B	S46896-A400-A10
2	B	S46896-A400-A5
3	B	S46896-A400-A53
4	B	S46896-A400-A103
5	B	S46896-A400-A153
1	C	S46896-A400-A11
2	C	S46896-A400-A12
3	C	S46896-A400-A55
4	C	S46896-A400-A104
5	C	S46896-A400-A154




Shrink Gel Sealing System

Application

Low temperature shrink gel grommet for the sealing and protection of plastic and metal parts, usable both indoors and outdoors.



Product before shrinkage



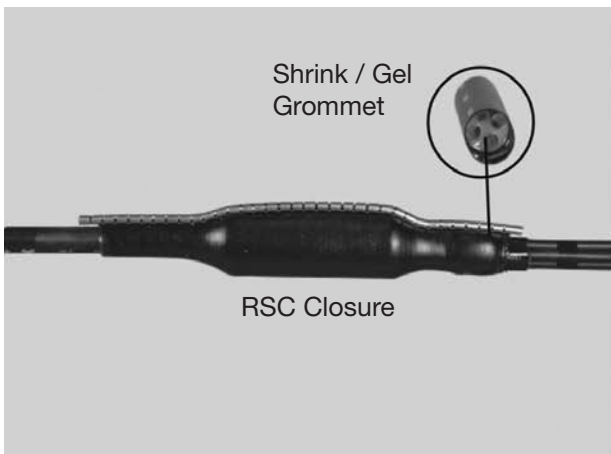
Product after shrinkage on cables

Features

- Watertight sealing of all the included parts.
- Shrinking of the outer tube leads to compression of the inside gel block.
- Easy to install with hot air blower or gas torch.
- Four standard types cover most types of application. Special designed grommets are also available on request.

Design

Our newly developed Shrink Gel Sealing System is the perfect solution to protect all the enclosed parts against exposure to water, dirt, corrosion and other potentially damaging substances. The system consists of two main components: a heat shrink tube and a gel block inside the tube. The gel block is available with various feed-throughs whilst ensuring all parts are securely sealed. During the shrinkage of the tube, with the use of a hot air blower or gas torch, the gel block is compressed by the shrink force and the components inside the gel block thus become fully sealed and protected. Empty feed-throughs are bridged by the gel, leaving no vulnerable openings. In addition the tube provides protection against mechanical load, UV radiation and environmental impact. Both ends of the tube inside covered with hot melt adhesive shrink down to the components e.g. nozzles, cables or pipes. As a result all the enclosed parts are securely fixed, sealed and irremovable.



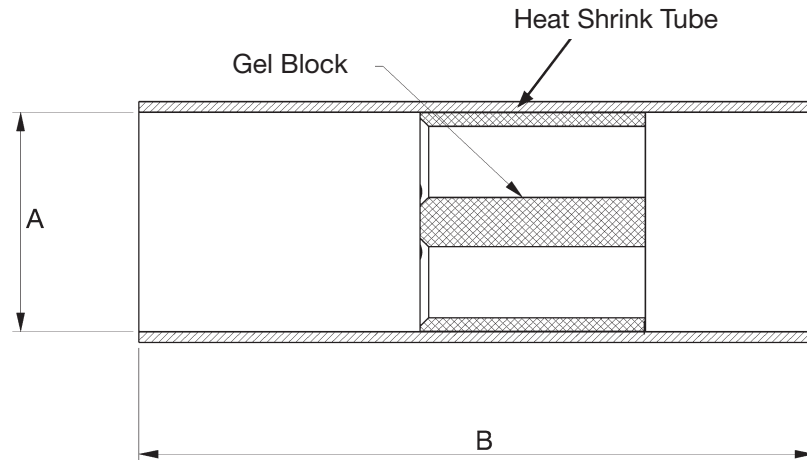
Accommodation of small copper distribution cables in connection with a Corning heat shrink closure



Accommodation of fibre optic cables in connection with a Corning mechanical closure

Shrink Gel Sealing System

Dimensions



Type	Tube*		Gel Block*	
	Diameter (A)**	Length (B)**	Cable Feed-throughs	
	min.	min.	Qty.	Diameter max.
A	34	120	3	9
B	40	120	4	13
C	56	170	1	18
			2	13
D	34	160	7	5

All dimensions are in mm * Other dimensions on demand ** Before shrinkage

Customized dimensions and configurations on request.

Order Numbers

Type Order Number (Content 10 pcs)



Type Order Number (Content 10 pcs)

